

Christmas Writing Activities



Name: _____

QR Code Christmas Stories

1. Pick a story from the titles below to read and to listen to. Circle the title you chose and fill out the following graphic organizers on the story elements and sequence. On the next page, describe the events in the story and associate each of them to a sequence part using their codes.

HOW THE GRINCH STOLE CHRISTMAS

THE WILD CHRISTMAS REINDEER

A CHRISTMAS CAROL

2. When you are done filling out the graphic organizers on the story, pick any other story to listen to.

Story elements

<u>Characters</u>	<u>Setting</u>	<u>Conflict</u>



Story Sequence Parts	Code
Exposition The introduction to the story: the characters, the setting (time & place) and introduction to the conflict	E
Rising action The part of the story where there are complications, twists, and turns.	RA
Climax The most exciting or intense part for the characters. The conflict is addressed.	C
Falling action The events leading to the resolution of the conflict. Resolution How the conflict is solved and how the story ends.	FA/R

Event 1		
Event 2		
Event 3		
Event 4		
Event 5		

Adjectives to describe the setting


In each of the following sentences, underline the adjectives and circle the nouns that are being described.

1. Clara and her Brother were very excited. That night, there would be a magnificent party with music and dancing, as well as lots of fantastic presents!
2. The family went to bed and the house was dark and quiet.
3. Suddenly, Clara caught sight of a magical land down below. Lollipop trees shimmered on cotton-candy hills.
4. There were gingerbread houses and rivers of honey, and an orange-scented breeze.
5. The sleigh landed beside a rose-coloured lake and changed into a sea chariot pulled by dolphins. White swans swam beside them, and shimmering fish leaped out of the water.
6. The still ocean waters reflected the moon and stars so perfectly that he could not make out the horizon. He felt someone tap on his shoulders. It was Celia, with a small package wrapped in brown paper in her hand.
7. Their original plan for this magical day was to build a snowman, but the snow that had fallen on Christmas Eve was already melting into wet piles on their lawn.
8. As he walks through the empty streets, he looks into the brightly lit houses and sees that they are filled with happy children celebrating Christmas.

Adding adjectives to a story


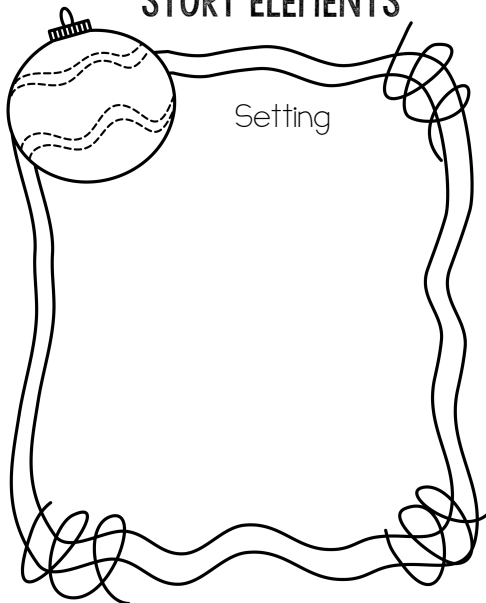
Write different adjectives in the blank spaces below to create a story.

One _____ day, I was walking down a _____ street. All of a sudden, I saw a _____ elf. He had on a _____ suit and _____ shoes. He had a _____ voice and said, "Hello you _____ kid!" Then the elf asked me what I wanted for Christmas. I said I wanted a very _____ toy. I whispered my Christmas wish in his _____ ear and he wrote it in his _____ notebook. When he finished, I shook his _____ hand and thanked him. The elf wished me a Merry Christmas and went on his way. It turned out to be such a _____ day!



Christmas Story Plan

STORY ELEMENTS



<p>Beginning <i>Exposition</i></p> <p>The introduction to the story: the characters, the setting (time & place) and introduction to the conflict</p>	<hr/> <hr/> <hr/> <hr/> <hr/> <hr/> <hr/> <hr/>
<p>Rising action</p> <p>The part of the story where there are complications, twists, and turns. The events that lead up to the main action.</p>	<hr/> <hr/> <hr/> <hr/> <hr/> <hr/> <hr/> <hr/>
<p>Middle <i>Climax</i></p> <p>The most exciting or intense part for the characters. The conflict is addressed.</p>	<hr/> <hr/> <hr/> <hr/> <hr/> <hr/> <hr/> <hr/>
<p>End <i>Falling action</i></p> <p>The events leading to the resolution of the conflict.</p> <p><i>Resolution</i></p> <p>How the conflict is solved and how the story ends.</p>	<hr/> <hr/> <hr/> <hr/> <hr/> <hr/> <hr/> <hr/>

Christmas Story Elements/Words

Characters	Setting time	Plot/Conflict
<ul style="list-style-type: none"> - Children - A snowman - An elf - Santa Claus - Mrs. Claus - A reindeer - A gingerbread boy or girl - A nutcracker 	<ul style="list-style-type: none"> - Christmas Eve - In the middle of the night - Christmas morning - Christmas night - The day after Christmas - Over winter break 	<ul style="list-style-type: none"> - An exciting discovery is made - A mystery needs to be solved - An adventure takes place - Someone goes back in time - Something or someone is lost - Someone is trying to ruin Christmas
Nouns	Adjectives	Verbs
Angel Elves Candles Candy cane Chestnuts Chimney Cookie Lights Star Tree Icicles Gifts Miracle Feast Ornament Rooftop Toys Stocking Tradition Snowfall Shopping Santa Feast Wreath Yule log Winter Presents Fireplace List Holiday Bells Wishes	Bright Jolly Festive Freezing Generous Gift-wrapped Giving Golden Jolly Gracious Magical Merry Miraculous Red and green Snowy Special Peaceful Wonderful Hopeful	Give Celebrate Deliver Decorate Gather Exchange Believe Appreciate Entertain Sing Wrap Remember Rejoice Share Create Host

Christmas Story Writing Checklist



Objective: Write a Christmas-themed narrative using descriptive words throughout the sequence (exposition, rising action, climax, falling action, and resolution). Setting descriptions are found in different parts of the story.

Story sequence

Introduction	✓
I started with a good 'hook'.	
I described the setting using adjectives and sensory detail.	
I introduced and described my characters.	
Middle	
I described setting elements using adjectives and sensory detail.	
I included action to build up suspense.	
I included a conflict/problem.	
I included 'just right' dialogue.	
I described thoughts, feelings, and emotions.	
End	
I described setting elements using adjectives and sensory detail.	
The ending is interesting.	
I included a resolution or twist to the problem.	
My story did not end quickly or abruptly.	

Structure and Conventions

I have at least 6 paragraphs.	
My sentences are varied and complete.	
I have a clear beginning, middle, and end.	
I used punctuation and capital letters.	
I checked my spelling.	



By:

